

To whom it may concern,

I have recently applied for an Access Card which will show that I meet the definition of a disabled person as defined by the Equality Act and have associated needs.

I cannot be awarded this Card without some level of supporting evidence or information so the team behind the card have provided me with this letter to get some more information.

If you could take 2 minutes to help me show that:










1. I have a medical or mental health impairment which has a long term adverse effect on my ability to carry out normal day to day activities, and;
2. That my medical or mental health condition means that I have issues with the activities the symbols reflect over leaf.



Name of Access Card Applicant	
Name of person completing form	
Position / Role of Person completing this form	
Confirmation of relevant diagnosis / prognosis	
Date	
Signature	

Please provide supporting letterhead / comp slip / overstamp this form

Once completed please return to The Access Card Team, Nimbus Disability, 20 Royal Scot Road, Pride Park, Derby, DE24 8AJ or email to cards@accesscard.org.uk. Any questions please call 01332 404040

	What it means	Additional Information
	Customer has difficulty with queuing or standing.	
	Customer needs wheelchair accessible facilities	
	Customer has difficulty with distances; perhaps wheelchair user unable to self-propel distances or people with limited mobility	
	Customer may need urgent access to toilet. May have hidden impairment	
	Customer needs assistance dog	
	Customer needs assistance	
	Customer has difficulty with accessing / understanding visual information	
	Customer has difficulty with accessing / understanding audible information	
	Customer may have other relevant needs	